

ABLE2EXTRACT PROFESSIONAL 12


NEW FEATURES



FILL IN PDF FORMS

Able2Extract Professional 12 makes working with fillable PDF forms easier than ever. Open PDF forms that are saved on your computer in Able2Extract and you can start completing the form. With the PDF form filler, you can instantly click on a field to enter your data and information.

*rc378-fill-10-17e.pdf X

 Canada Revenue Agency / Agence du revenu du Canada

Access to Information / Personal Information Form

Please see the instructions and privacy notice on the back before you complete this form.
If you need more space, add a separate page.

Section 1: This request is made under the:

Access to Information Act or Privacy Act

Section 2: Identification of the requester:

The requester is: a Canadian citizen, a permanent resident, or a person present in Canada or a corporation

Requester's name: (please print):
Jane Doe Smith

Phone numbers (including area code):
Business: **416-555-5555** Residence: **123-456 James St.**

Requester's signature (mandatory):

Are you requesting information on your own behalf? Yes No

If no, please follow the important instructions in the "Authorization or consent" section on the back.

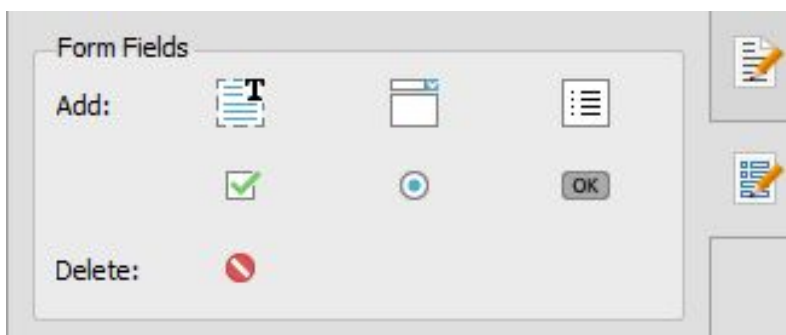
Section 3a: The information relates to:

| | |
|-------|--|
| Name: | |
|-------|--|

Interact with PDF form fields by typing into text fields, clicking on radio button options, selecting multiple items in a list, specifying options with check boxes and combo boxes, and clicking on push buttons. You can submit your data directly to servers or save the form to your computer.

EDIT AND CREATE FILLABLE PDF FORMS

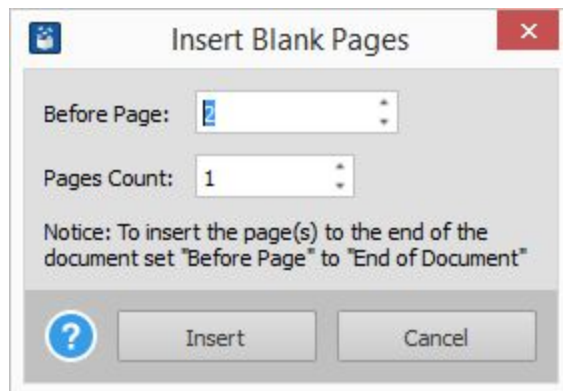
The new PDF form Editor allows you to edit and create PDF forms that can be filled out. Add and insert form fields by clicking and dragging them onto the page. Common form elements available: radio buttons, list boxes, check boxes, push buttons, text fields, and combo boxes.



You can designate the properties for each form field as you go. Create fillable PDF forms you can easily customize and distribute to anyone with a PDF viewer.

ADD BLANK PAGES TO EXISTING PDFS

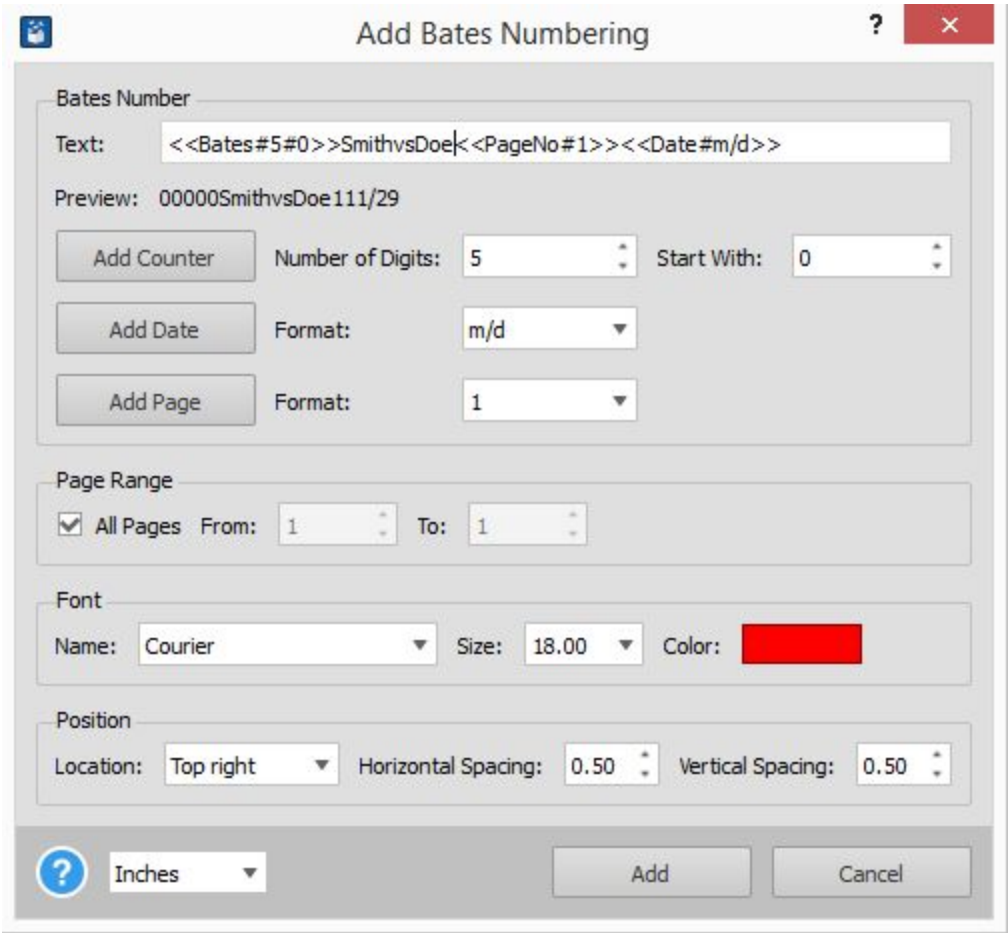
With the new Insert Pages feature, Able2Extract Professional 11 can help you add blank PDF pages directly into your document. Designate where in the document you wish to place your page and how many blank pages you want to insert.



Able2Extract Professional 12 will let you go even further by editing the newly inserted pages. You can add text, images, shapes and even form fields, generating even more versatile and tailored PDF content.

INSERT BATES NUMBERING

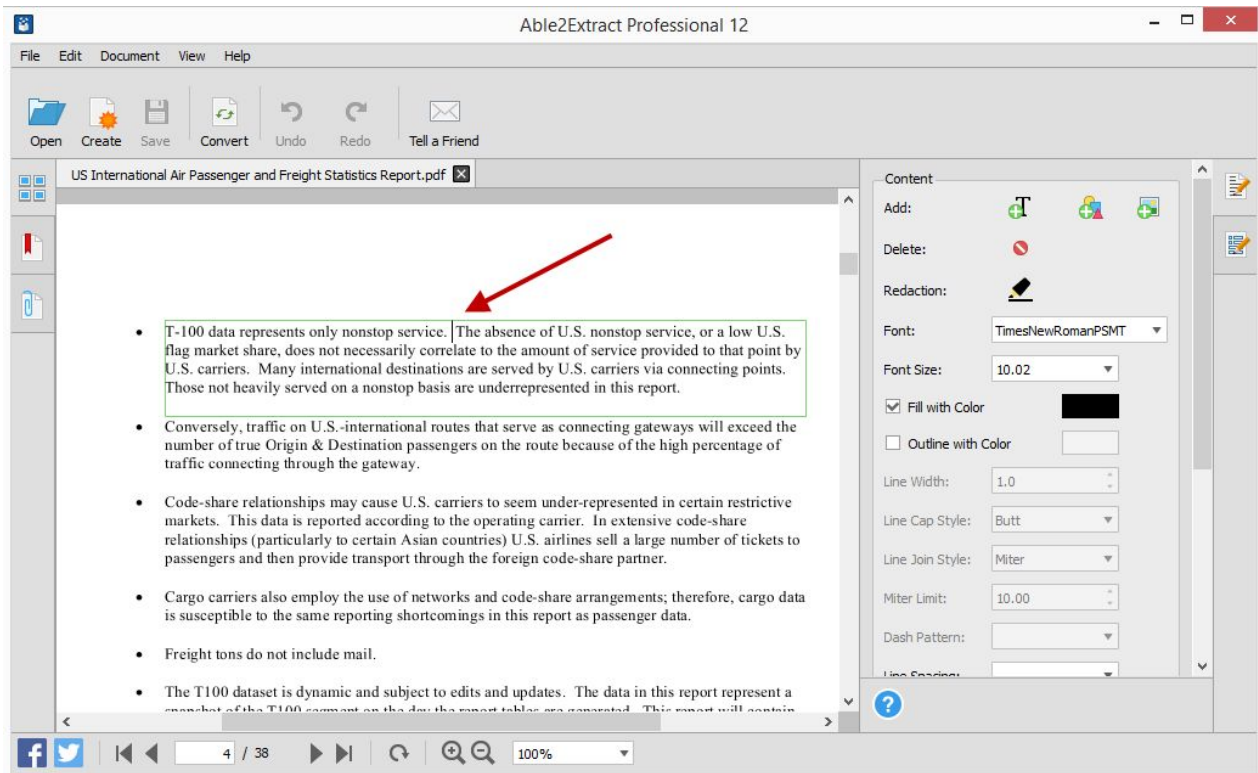
Able2Extract Professional 12 is now able to work with legal PDFs specifically, allowing you to add custom Bates Numbering to your PDF.



Set your starting number, your suffixes and prefixes (Counter, Date, Page) and Able2Extract will automatically increment the value for each subsequent page. Get consistent and professional-looking bates numbering for legal, business, and medical PDFs.

EDIT TEXT BLOCKS AND PARAGRAPHS INSTANTLY

This newest version can detect multiline text objects and blocks of text, which means you can edit and revise entire paragraphs of text. As a result, the PDF review process is quicker and easier.

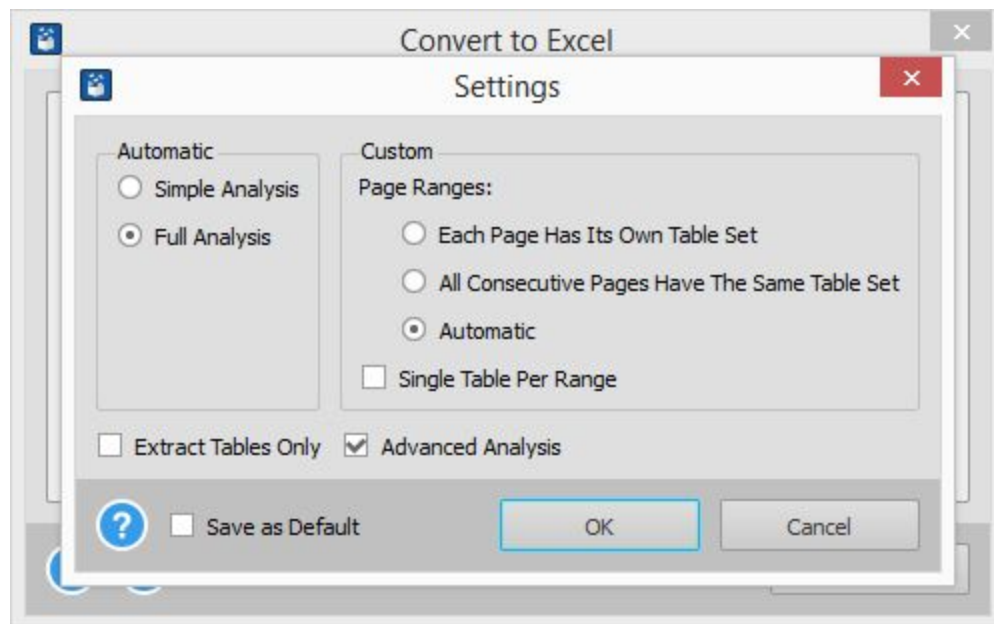


Through the editing panel in the Content section, you can also format your PDF paragraphs, adjusting the text block's alignment and line spacing.

IMPROVED CUSTOM EXCEL CONVERSION

On top of designating rows and columns, you can work hands on with your PDF tables in a user-friendly interface. Enhancements include:

- **ADVANCED ANALYSIS** - Under the hood, Able2Extract's Custom PDF to Excel conversion technology now has advanced analysis options aimed at accurately identifying complex table structures accurately.



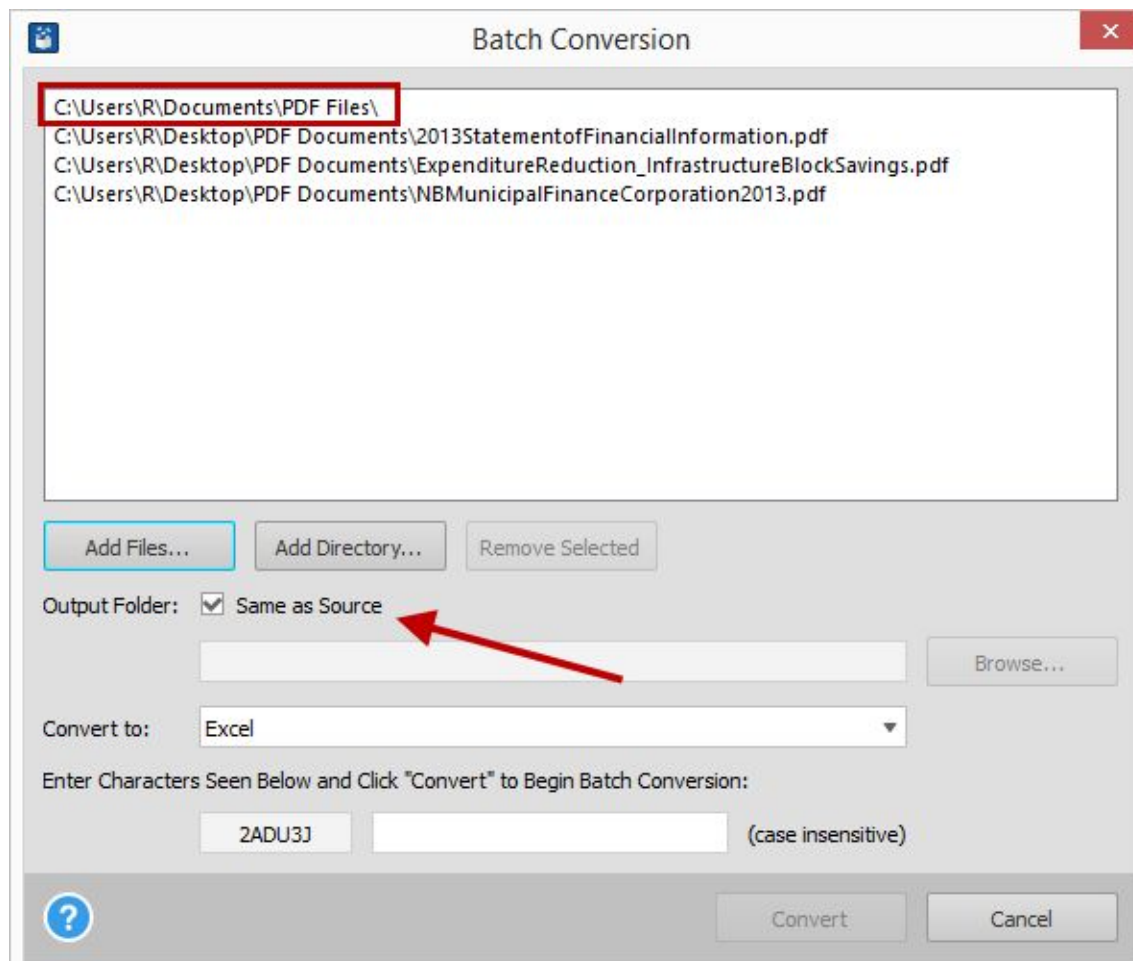
- **SUPPORT FOR NAMED TABLE STRUCTURES** - You can name and manage table structures. A "Named Table Structure" can be shared between tables of more than one-page range, offering more control over your PDF table conversions than ever.

| | Yr/Yr Growth | US Share | Foreign Share | Charter Total | Yr/Yr Growth | US Share |
|----|--------------|----------|---------------|---------------|--------------|----------|
| 53 | 4.1% | 58.0% | 42.0% | 217,165 | 10.3% | 88.2% |
| 03 | 7.0% | 58.9% | 41.1% | 198,018 | 1.9% | 86.5% |
| 97 | 6.9% | 59.3% | 40.7% | 244,399 | 10.9% | 84.5% |
| 54 | 3.8% | 57.8% | 42.2% | 237,690 | 21.3% | 85.4% |
| 19 | 2.9% | 57.5% | 42.5% | 191,695 | 18.9% | 77.9% |
| 40 | 5.6% | 58.4% | 41.6% | 264,264 | 22.0% | 79.6% |

With the Excel Preview, you can ensure that conversion results are rendered just the way you intended and integrate that data into your Excel analysis easily.

IMPROVED BATCH CONVERSION OUTPUT

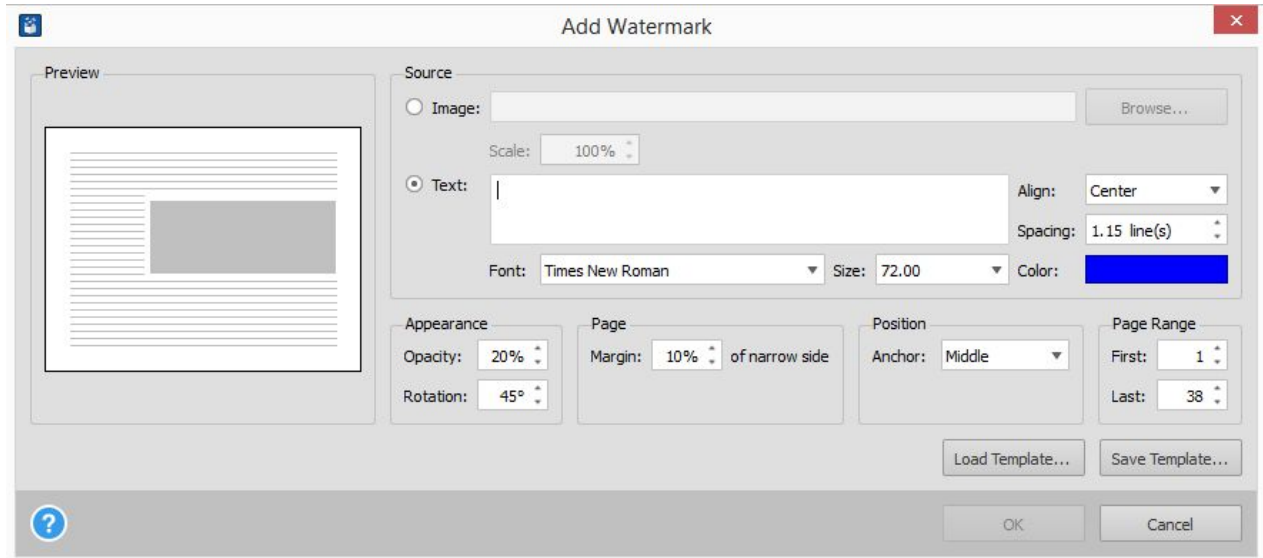
With this latest version, you get the ability to upload whole directories (folders) to the batch conversion interface. Able2Extract will scan the folder during the process for any source PDFs and convert them automatically for you.



The new improvements to our batch conversion also let you save your converted output into the same folder as the source PDF. No need to set the Output folder option manually, saving you even more time for important tasks.

CUSTOMIZE AND SAVE YOUR WATERMARKS

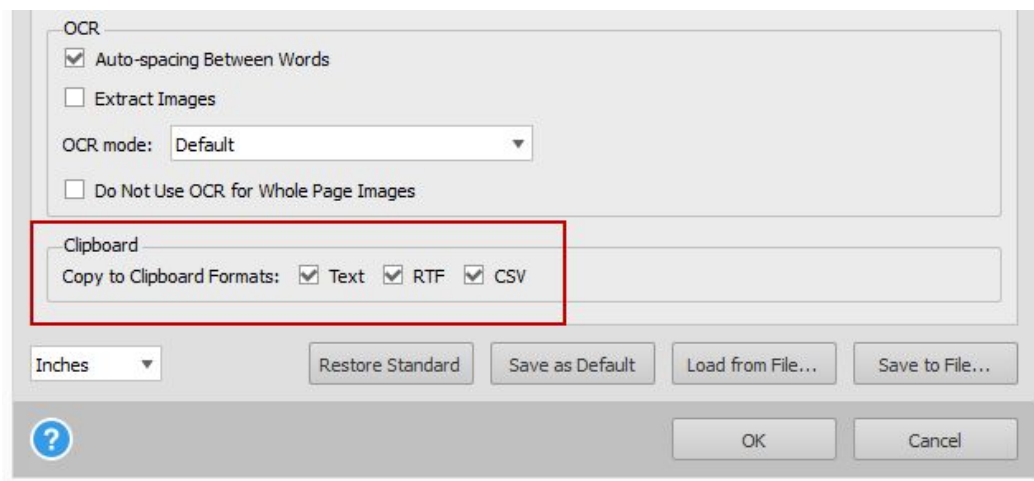
Watermark annotations have also been enhanced to let you work more effectively. you can now create and save a template file of your watermark which you can then reuse across different PDF documents.



Moreover, you get the ability to further format your watermarks with line spacing and horizontal alignment for precise placement on the PDF page. Secure confidential documents and brand company reports reliably each time.

ENHANCED “COPY TO CLIPBOARD” FUNCTION

Quick copying and pasting is now more flexible. The Copy To Clipboard functionality can be customized to convert your copied text to .TXT, .RTF and .CSV.



In other words, you can work with database applications and delimiter file formats directly. The newest iteration of this feature allows you to control even the simplest of data extractions.